

NAME: \_\_\_\_\_

PHONE: \_\_\_\_\_

SCHOOL/ORGANIZATION: \_\_\_\_\_

E-MAIL: \_\_\_\_\_

DEALER/REP: \_\_\_\_\_

SALES REP: \_\_\_\_\_ QUOTE: \_\_\_\_\_

*Spa Series*  
**M100 Lift Back Electric Spa Table**

The M100 Lift Back Electric Spa Table offers convenient electric height adjustments and a manual assist lift-back cushion with 3" multi-layer foam. The built-in toggle switch on the left side maneuvers the table from 27-34" for optimal therapist efficiency. The maple or oak wood base offers a sleek, durable design with two large section storage cabinets with adjustable shelving for accessory storage. Add breast recesses and rounded corners for an even more comfortable design.



**M100-LB-3007 with Raised Panel Doors and True Touch Upholstery**



**STANDARD FEATURES:**

- Load Capacity: 550 lbs.
- Electric height adjustment controlled by built-in toggle switch (1 on left side)
- Height range: 27-34"
- Solid hardwood construction
- Large 2 section storage cabinet with an adjustable shelf in each section
- 4 Flat panel doors with wire pull handles (doors on left side only - right side is solid)
- Holes for swivel side arm extensions - head end (Side arm supports not included)
- 3" Multi-layer foam
- Manually adjusting back
- 9" on center dual-end accessory ports
- Dual action face rest and pillow

**Standard Upholstery Choices:**

- |                                       |                                     |
|---------------------------------------|-------------------------------------|
| <input type="checkbox"/> Agate        | <input type="checkbox"/> Teal       |
| <input type="checkbox"/> Purple       | <input type="checkbox"/> Buff       |
| <input type="checkbox"/> Black        | <input type="checkbox"/> Chocolate  |
| <input type="checkbox"/> Hunter Green | <input type="checkbox"/> Flint Gray |
| <input type="checkbox"/> Burgundy     | <input type="checkbox"/> Navy       |
| <input type="checkbox"/> Mushroom     |                                     |








**Standard Wood Choices:**

- |                              |                                |
|------------------------------|--------------------------------|
| <input type="checkbox"/> Oak | <input type="checkbox"/> Maple |
|------------------------------|--------------------------------|

**Standard Table:**

- M100-LB-3007** - M100 Lift Back  
 73"L x 30"W x 27-34"H  
 Qty \_\_\_\_\_
- M100-LB-3307** - M100 Lift Back  
 73"L x 33"W x 27-34"H  
 Qty \_\_\_\_\_

**Upgraded True Touch Upholstery Choices:**

- |  |  |
|--|--|
| <input type="checkbox"/>  Berry     | <input type="checkbox"/>  Smoke |
| <input type="checkbox"/>  Indigo    | <input type="checkbox"/>  Taupe |
| <input type="checkbox"/>  Peacock   | <input type="checkbox"/>  Steel |
| <input type="checkbox"/>  Sandstone | <input type="checkbox"/>  Sage  |
| <input type="checkbox"/>  Monument  | <input type="checkbox"/>  Onyx  |

**Options:**

- TTU** - True Touch Upholstery
- TT/TRU** - True Touch Upholstery & Touch Response Memory Foam System
- BR** - Breast Recesses
- RC** - Round Corners
- 8 OC** - Custom Configuration 8" on Center Face Rest Holes










RC - Rounded Corners

**Wood Stain Option:**

- M100-STN**


**Stain Choices:**

- |  |   |
|--|---|
| <input type="checkbox"/>  Warm Copper | <input type="checkbox"/>  Rustic Fall  |
| <input type="checkbox"/>  Deep Garnet | <input type="checkbox"/>  Warm Caramel |
| <input type="checkbox"/>  Fossil Gray | <input type="checkbox"/>  Black Beauty |
| <input type="checkbox"/>  Tungsten    | <input type="checkbox"/> Custom Wood Stain Color  |

**Upgraded Door Options:**



**101-RP** - Raised Panel



**102-SS** - Shaker Style



**103-FG** - Frosted Acrylic