

NAME: _____

PHONE: _____

SCHOOL/ORGANIZATION: _____

E-MAIL: _____

DEALER/REP: _____

SALES REP: _____ QUOTE: _____

Spa Series

M100 Basic Electric Spa Table

The M100 Basic Electric Spa Table is the simplest M100 table, yet a fully functional electric table. The electric height adjustment can be controlled by the built-in toggle switch (on the left side) from 27-34". The maple or oak wood base offers a sleek, durable design with two large section storage cabinets with adjustable shelving for accessory storage. Add breast recesses and rounded corners for an even more comfortable design.



M100-B-3007 with Raised Panel Doors and Cinnamon Stain



STANDARD FEATURES:

- Load Capacity: 550 lbs.
- Electric height adjustment controlled by built-in toggle switch (1 on left side)
- Height range: 27-34"
- Solid hardwood construction
- Large 2 section storage cabinet with an adjustable shelf in each section
- 4 Flat panel doors with wire pull handles (doors on left side only - right side is solid)
- 3" Multi-layer foam
- 9" on center dual-end accessory ports
- Dual action face rest and pillow

Standard Table:

- M100-B-3007** - M100 Basic
73" L x 30" W x 27-34" H
Qty _____
- M100-B-3307** - M100 Basic
73" L x 33" W x 27-34" H
Qty _____







Standard Upholstery Choices:

- | | |
|---------------------------------------|-------------------------------------|
| <input type="checkbox"/> Agate | <input type="checkbox"/> Teal |
| <input type="checkbox"/> Purple | <input type="checkbox"/> Buff |
| <input type="checkbox"/> Black | <input type="checkbox"/> Chocolate |
| <input type="checkbox"/> Hunter Green | <input type="checkbox"/> Flint Gray |
| <input type="checkbox"/> Burgundy | <input type="checkbox"/> Navy |
| <input type="checkbox"/> Mushroom | |

Standard Wood Choices:

- | | |
|------------------------------|--------------------------------|
| <input type="checkbox"/> Oak | <input type="checkbox"/> Maple |
|------------------------------|--------------------------------|

Upgraded True Touch Upholstery Choices:

- | | |
|--|--|
| <input type="checkbox"/>  Berry | <input type="checkbox"/>  Smoke |
| <input type="checkbox"/>  Indigo | <input type="checkbox"/>  Taupe |
| <input type="checkbox"/>  Peacock | <input type="checkbox"/>  Steel |
| <input type="checkbox"/>  Sandstone | <input type="checkbox"/>  Sage |
| <input type="checkbox"/>  Monument | <input type="checkbox"/>  Onyx |

Options:

- TTU** - True Touch Upholstery
- TT/TRU** - True Touch Upholstery & Touch Response Memory Foam System
- BR** - Breast Recesses
- RC** - Round Corners
- SEH-H** - Holes for Side Arm Extensions ONLY - Head End
- 8 OC** - Custom Configuration 8" on Center Face Rest Holes




RC - Rounded Corners

Upgraded Door Options:



101-RP - RAISED PANEL



102-SS - Shaker Style










103-FG - Frosted Acrylic

Wood Stain Option:

- M100-STN**

Stain Choices:

- | | |
|--|---|
| <input type="checkbox"/>  Warm Copper | <input type="checkbox"/>  Rustic Fall |
| <input type="checkbox"/>  Deep Garnet | <input type="checkbox"/>  Warm Caramel |
| <input type="checkbox"/>  Fossil Gray | <input type="checkbox"/>  Black Beauty |
| <input type="checkbox"/>  Tungsten | <input type="checkbox"/> Custom Wood Stain Color |