

NAME: \_\_\_\_\_

PHONE: \_\_\_\_\_

SCHOOL/ORGANIZATION: \_\_\_\_\_

E-MAIL: \_\_\_\_\_

DEALER/REP: \_\_\_\_\_

SALES REP: \_\_\_\_\_ QUOTE: \_\_\_\_\_

# Classic Series Majestic Lift Back Electric Table

Add the comfort and convenience of a manual lift back with our sure and quiet Majestic Lift Back Electric Massage Table. Smoothly transition clients from supine to seated while they relax on this table. Sleek and modern with its column design, the Majestic Lift Back also offers generous leg and knee room, 12" height range adjustment, and ease of operation with just a tap of the toe. The Lift Back model includes a dual action face rest with crescent pillow, single foot pedal and side arm holes for optional swivel side arms.



**TMAJ-2807**



## STANDARD FEATURES:

- Load Capacity: 600 lbs.
- Height range: 27.5-39.5"
- Dual action face rest and pillow
- Standard single foot pedal
- 9" on center dual-end accessory ports
- Holes for swivel side arm supports - head end (side arm supports not included)
- 3" Deluxe wrap foam
- Precision cut steel base with column lift pedestal
- Whisper quiet lift system
- Manually adjusting back section

## Standard Upholstery Choices:

- |                                       |                                     |
|---------------------------------------|-------------------------------------|
| <input type="checkbox"/> Agate        | <input type="checkbox"/> Teal       |
| <input type="checkbox"/> Purple       | <input type="checkbox"/> Buff       |
| <input type="checkbox"/> Black        | <input type="checkbox"/> Chocolate  |
| <input type="checkbox"/> Hunter Green | <input type="checkbox"/> Flint Gray |
| <input type="checkbox"/> Burgundy     | <input type="checkbox"/> Navy       |
| <input type="checkbox"/> Mushroom     |                                     |











## Standard Table:

- TMAJ-2807** - Majestic Lift Back 28"  
28"W x 73"L x 27.5-39.5"H  
Qty \_\_\_\_\_
- TMAJ-3007** - Majestic Lift Back 30"  
30"W x 73"L x 27.5-39.5"H  
Qty \_\_\_\_\_
- TMAJ-3307** - Majestic Lift Back 33"  
33"W x 73"L x 27.5-39.5"H  
Qty \_\_\_\_\_

**Options:**

- TTU** - True Touch Upholstery
- TT/TRU** - True Touch Upholstery & Touch Response Memory Foam System
- BR** - Breast Recesses
- PG** - Prenatal (Breast Recesses & Belly Cutout with Sling)
- RC** - Rounded Corners
- SWV** - Swivel Side Arms with Standard Upholstery
- SWV-TT** - Swivel Side Arms with True Touch Upholstery
- SHS** - Salon Head Support Pillow with Standard Upholstery
- SHS-TT** - Salon Head Support Pillow with True Touch Upholstery
- SEH-F** - Holes for Side Arm Extensions ONLY - Foot End
- UP DPOS-B** - Upgrade to Deluxe Adjustable Face Rest Base
- UP PPOS-B** - Upgrade to Pivot Posi-tilt Face Rest Base
- Sub Hand** - Substitute Hand Control for Foot Control
- Add Foot** - Add Second Foot Control
- Add Hand** - Add Hand Control
- PTB** - Power Tilt Back with Hand Control
- Sub Hand PTB** - Substitute Hand Control for Foot Control (Power Tilt Back Tables Only)
- Add Foot PTB** - Add Foot Control to Power Tilt Back
- Add Hand PTB** - Add Hand Control to Power Tilt Back
- 8 OC** - Custom Configuration 8" on Center Face Rest Holes

**Upgraded True Touch Upholstery Choices:**

- |  |  |
|--|--|
| <input type="checkbox"/>  Berry     | <input type="checkbox"/>  Smoke |
| <input type="checkbox"/>  Indigo    | <input type="checkbox"/>  Taupe |
| <input type="checkbox"/>  Peacock   | <input type="checkbox"/>  Steel |
| <input type="checkbox"/>  Sandstone | <input type="checkbox"/>  Sage  |
| <input type="checkbox"/>  Monument  | <input type="checkbox"/>  Onyx  |



*Breast Recesses Option - Breast/Scapula Recesses include dual cutouts with central sternum/spine support (includes custom plugs)*



*PTB - Power Tilt Back with Hand Control*



*UP DPOS-B - Upgrade from Dual Action Face Rest Base to Deluxe Adjustable. Full range of adjustment is 4-6".*