

NAME: _____

PHONE: _____

SCHOOL/ORGANIZATION: _____

E-MAIL: _____

DEALER/REP: _____

SALES REP: _____ QUOTE: _____

Classic Series Hands Free Deluxe Electric Table

The Classic Series Hands Free Deluxe Electric Table features a manually adjustable lift back and adjustable leg section that meets the needs of different massage services and allows for multiple positions to keep clients comfortable. The table also allows therapists to easily control the height of the table with the hands-free dual foot bar control that is built-in along both bottom sides of the table. Because of the table's design and functionality, therapists can move freely around the table without losing contact with their client. The durable, precision cut steel construction is complete with a whisper quiet lift system and easy-to-operate caster system to make moving the table a breeze. The table includes our standard upholstery with 3" deluxe wrap foam as well as a dual action face rest base, salon head support with neck pillow and swivel side arm supports. Crescent pillow not included.



SThera-P-3007



STANDARD FEATURES:

- Load Capacity: 650 lbs.
- Height range: 17-35"
- Dual action face rest base
- Salon head support and neck pillow
- Holes for swivel side arm supports
- Swivel side arm supports
- Hands free dual foot bar control
- Whisper quiet lift system
- Easy to operate caster system
- Adjustable back and knee cushion
- 3" Deluxe wrap foam
- Rounded corners
- Durable precision cut steel base
- 9" on center dual-end accessory ports
- ADA Compliant

Standard Upholstery Choices:

- | | |
|---------------------------------------|-------------------------------------|
| <input type="checkbox"/> Agate | <input type="checkbox"/> Teal |
| <input type="checkbox"/> Purple | <input type="checkbox"/> Buff |
| <input type="checkbox"/> Black | <input type="checkbox"/> Chocolate |
| <input type="checkbox"/> Hunter Green | <input type="checkbox"/> Flint Gray |
| <input type="checkbox"/> Burgundy | <input type="checkbox"/> Navy |
| <input type="checkbox"/> Mushroom | |

Standard Table:

- SThera-P-3007** - Hands Free Deluxe 30"
30"W x 73"L x 17-35"H

Qty _____











- SThera-P-3307** - Hands Free Deluxe 33"
33"W x 73"L x 17-35"H

Qty _____

Options:

- TTU** - True Touch Upholstery
- TT/TRU** - True Touch Upholstery & Touch Response Memory Foam System
- BR** - Breast Recesses
 - Head End**
- UP DPOS-B** - Upgrade to Deluxe Adjustable Face Rest Base
- UP PPOS-B** - Upgrade to Pivot Posi-tilt Face Rest Base
- CR-Piii** - Crescent Pillow - Standard Foam
- CR-Piii TT** - Crescent Pillow - Standard Foam and True Touch Upholstery
- CR-Piii TT/TRU** - Crescent Pillow- Touch Response Foam and True Touch Upholstery
- PTB-HF** - Power Tilt Back with Hand Control
- S2079** - Front Foot Bar (Located at Opposite End of Casters)
- S1151** - Battery Option
- S1152** - Battery Option with Extra Battery and Wall Charger
- 8 OC** - Custom Configuration 8" on Center Face Rest Holes

Upgraded True Touch Upholstery Choices:

- | | |
|--|--|
| <input type="checkbox"/>  Berry | <input type="checkbox"/>  Smoke |
| <input type="checkbox"/>  Indigo | <input type="checkbox"/>  Taupe |
| <input type="checkbox"/>  Peacock | <input type="checkbox"/>  Steel |
| <input type="checkbox"/>  Sandstone | <input type="checkbox"/>  Sage |
| <input type="checkbox"/>  Monument | <input type="checkbox"/>  Onyx |



BR- Breast Recesses Option - Breast/ Scaupula Recesses include dual cutouts with central sternum/spine support (includes custom plugs)



PTB-HF - Power Tilt Back with Hand Control

Standard Base Color:

-  White

Custom Base Colors:

- | | |
|---|--|
| <input type="checkbox"/>  Royal Blue | <input type="checkbox"/>  Red |
| <input type="checkbox"/>  Navy Blue | <input type="checkbox"/>  Light Gray |
| <input type="checkbox"/>  Orange | <input type="checkbox"/>  Burgundy |
| <input type="checkbox"/>  Purple | <input type="checkbox"/>  Green |
| <input type="checkbox"/>  Forest Green | <input type="checkbox"/>  Charcoal |
| <input type="checkbox"/>  Black | <input type="checkbox"/>  Brown |
| <input type="checkbox"/>  Yellow | <input type="checkbox"/>  Bright Blue |

Custom Base Options:

- S1178** - Table Base Graphics
- PT9020-CC** - Pick Custom Base Color
- S2000** - Custom Table Base Powder Coat Color and Table Base Graphics

